

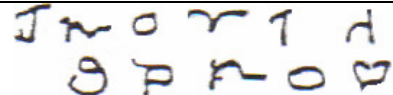
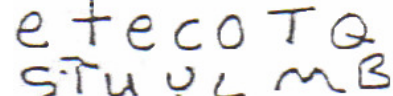

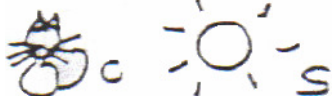



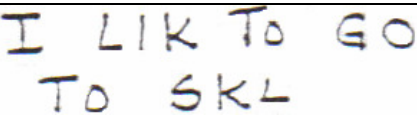

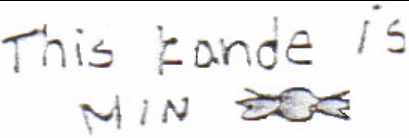


**12 BASIC STEPS TO A CHILD'S EMERGENT WRITING PROCESS  
CHILDREN KNOW A LOT ABOUT LITERACY BEFORE KINDERGARDEN**

STAGE CATEGORIES	DESCRIPTION	SAMPLE
SCRIBBLE STAGE	Starting point may be any place on the page.	
DIRECTIONAL SCRIBBLE	Left to right progression (Progressively downward).	
SYMBOLIC/MOCK LETTERS	Can be personal or conventional.	
STRINGS OF LETTERS	Left to right-upper and lower case letters mixed.	
GROUPS OF LETTERS	Letters with spaces in between to resemble words.	 Often own name.
LABELLING PICTURES	Matching beginning sounds with letter printing.	
ENVIRONMENTAL PRINT	Copies letters/words from environmental print- reversals common.	
LETTER/WORD REPRESENTATION	Uses first letter of a word to represent entire word.	 I went to town.
1 <sup>ST</sup> /LAST LETTERS FOR WORD REPRESENTATION	Use of beginning and ending sounds/letters to represent entire word.	 BIRD
MEDIAL LETTERS	Hears and writes words with beginning, middle & ending letter sounds.	 I like to go to school.
BEGINNING PHRASE WRITING	Using all of above skills in constructing "phrases" to convey "story of picture".	
SENTENCE WRITING	Construction of words into sentence formation (upper & lowers used more correct).	 This candy is mine.

Children begin to learn in a thinking and meaning centered environment that . . . what they think can be written; what can be written can be read, what can be written and thought! What a marvel language is!! It can freeze and authors thoughts . . . preserve them . . . transcend them across time . . . until they melt into our minds and hearts.