

the Perth & District
UNION PUBLIC
LIBRARY

a place for all



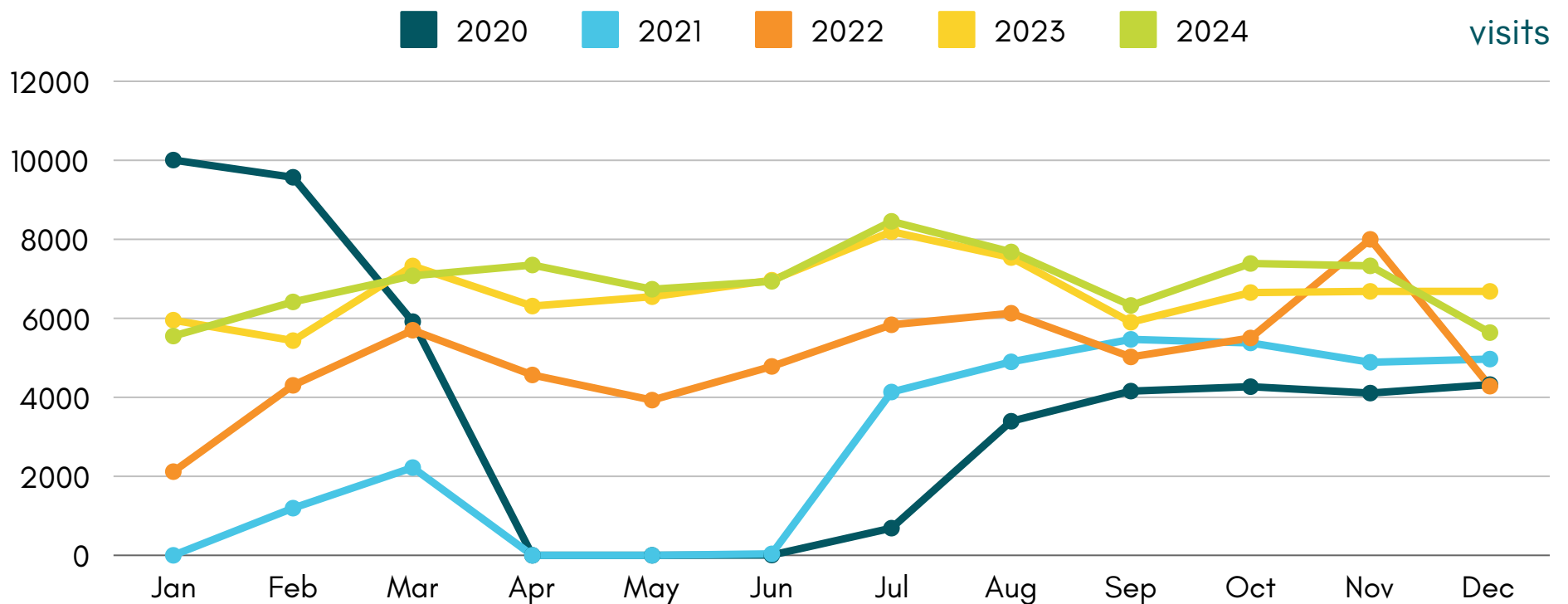
2024 Annual Statistics Report

(January–December)

Library as Place

Library visits have stabilized over the past two years and we are seeing more typical use of the building, with an average of 250 visits per day. Meeting rooms continue to be in high demand and bookings increased by 25% over the previous year. Computer use has increased by 22% and is likely close to the “new normal”. WiFi is in high demand.

Thank you for the important, substantive and transformative ways you contribute to community!
- Victoria

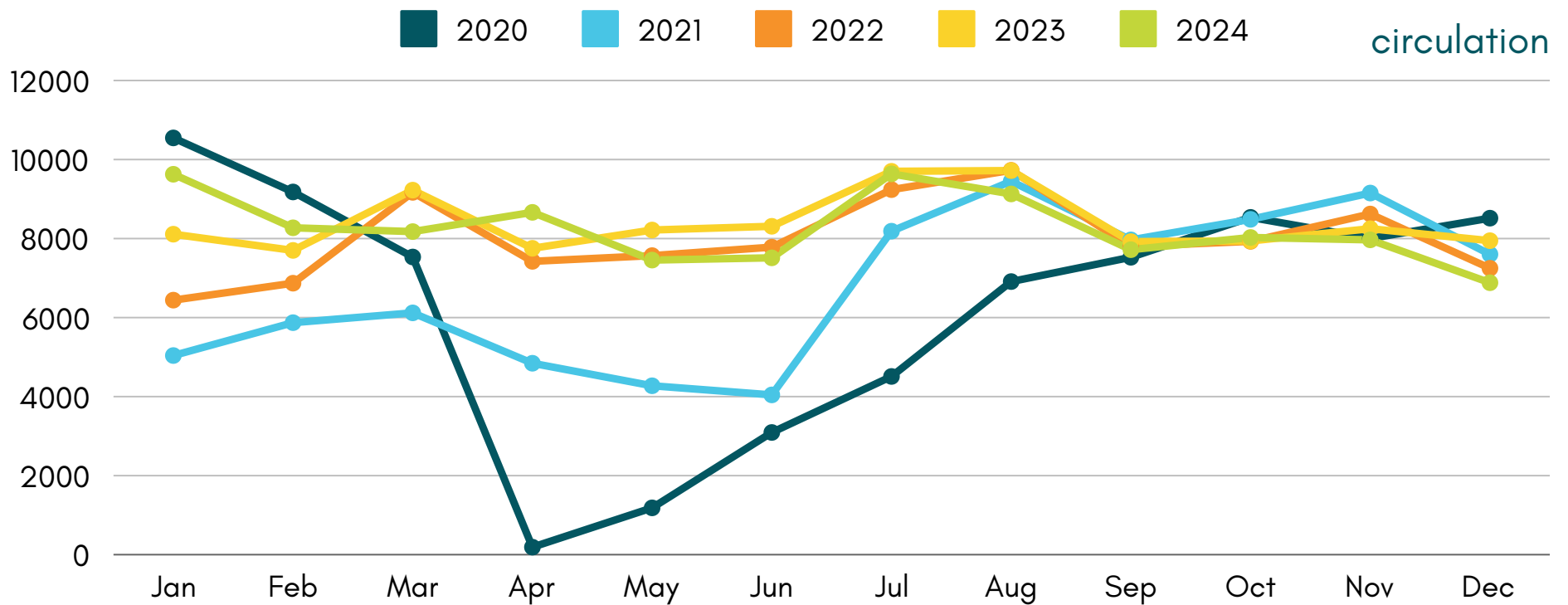


Physical Collection

The number of people borrowing physical items from the library each year has stabilized at pre-pandemic levels, though the number of items they borrow remains down slightly. This is likely due to a shift in cardholders borrowing more digital material in addition to physical material.

In 2024:

3,330 library cardholders borrowed **99,065** items



Virtual Library

All online services are open 24/7, including eBooks, eAudiobooks, film streaming, magazines, newspapers and research databases. eBook and eAudiobook circulation continue to be strong, and the number of people using our website averages 92 visitors each day.

In 2024:



327 library cardholders read **15,391** newspapers



211 library cardholders streamed **5,295** films



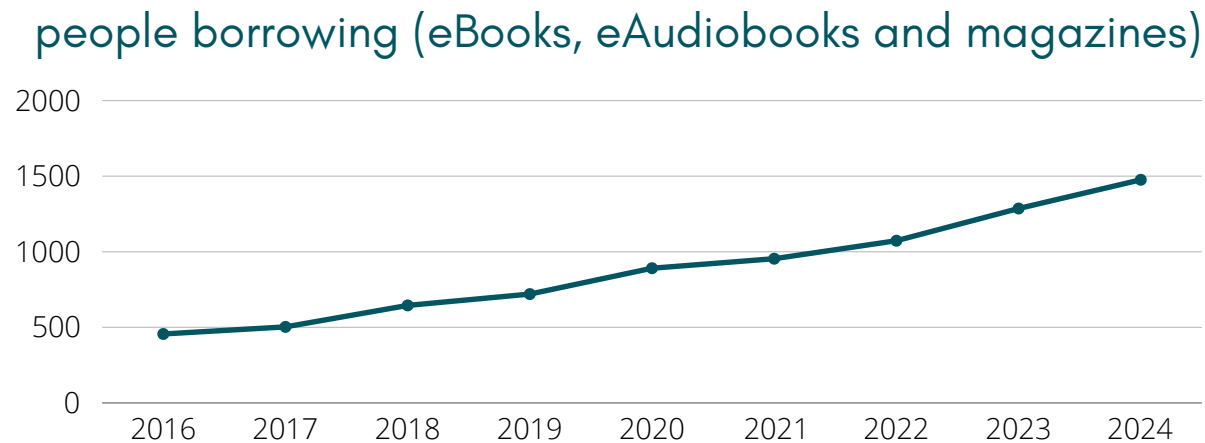
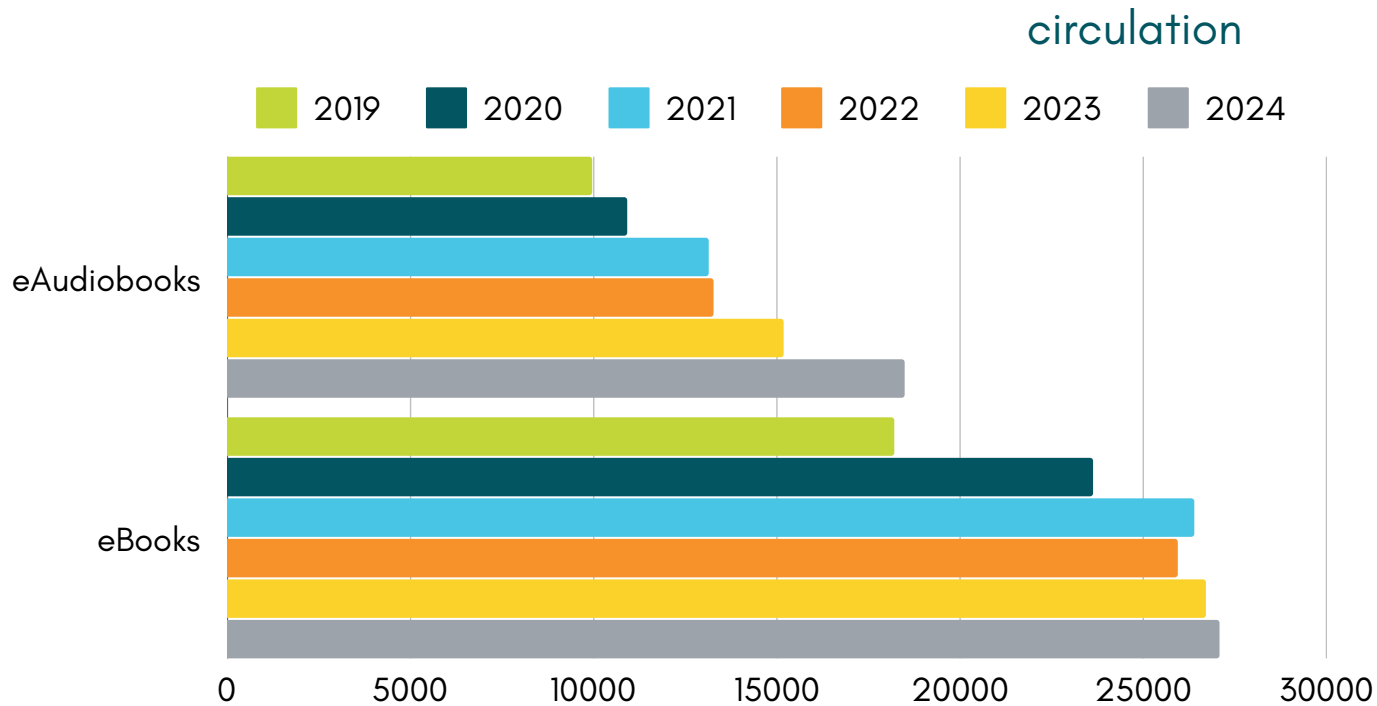
1,476 library cardholders read **60,143** eBooks, eAudiobooks & magazines



2,881 people visited the library website on average each month

Virtual Library

The virtual, or digital library, continues to be one of the library's fastest growing areas of use. eBook circulation has remained fairly stable, but eAudio and digital magazine circulation increased substantially in 2024. The number of people borrowing digital items has increased an average of 15% each year since 2016.

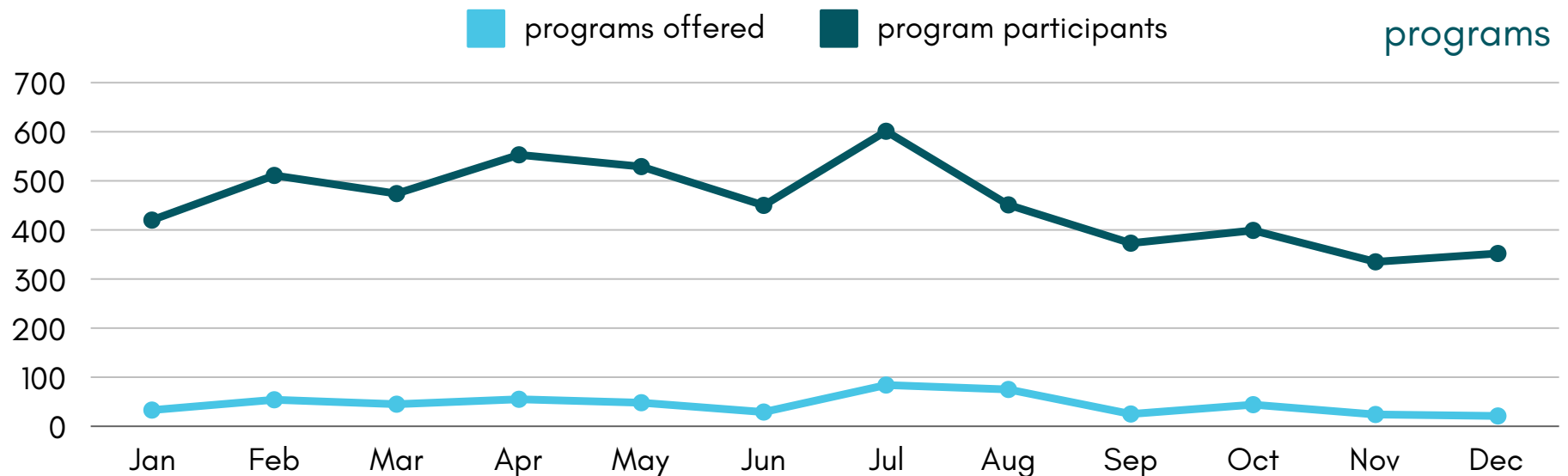


Community Engagement

Over the past two years we have built up our core programs such as Babytime and Storytime, leaned on community partnerships to offer adult programs, and created an annual programming calendar to guide program development. Our weekly Babytime and Storytime programs are very popular, with an average of 15 families attending each week (and sometimes up to 25 children!). We have a solid corps of around 40 library volunteers who contribute almost 100 hours each month.



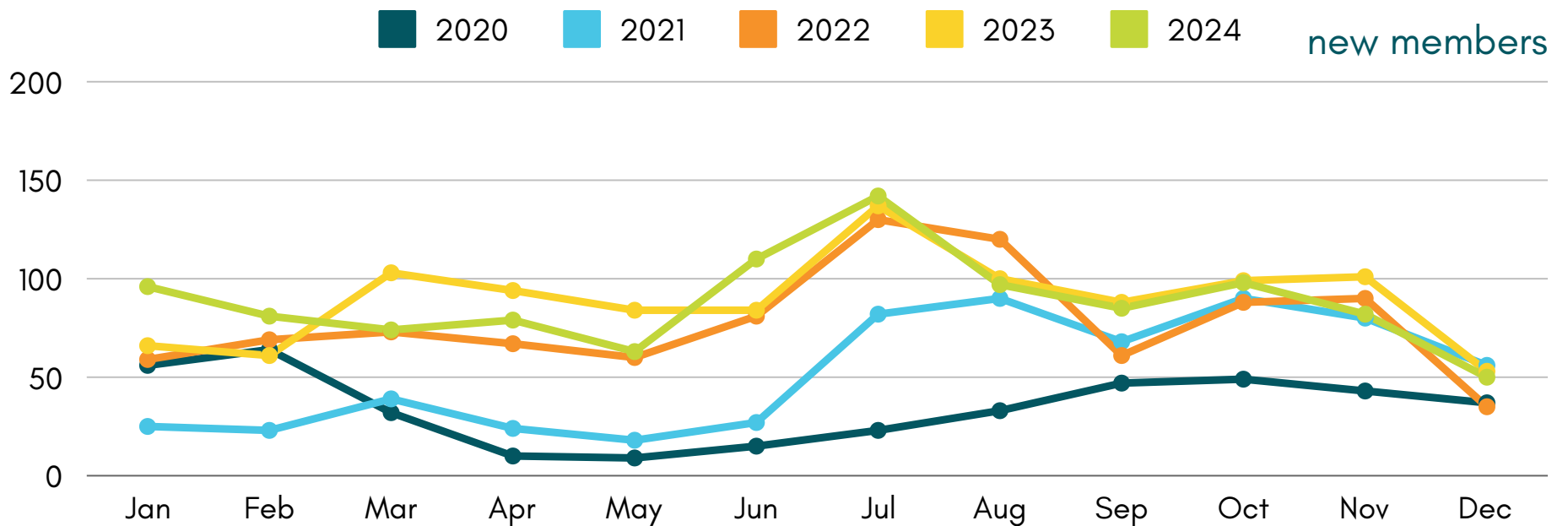
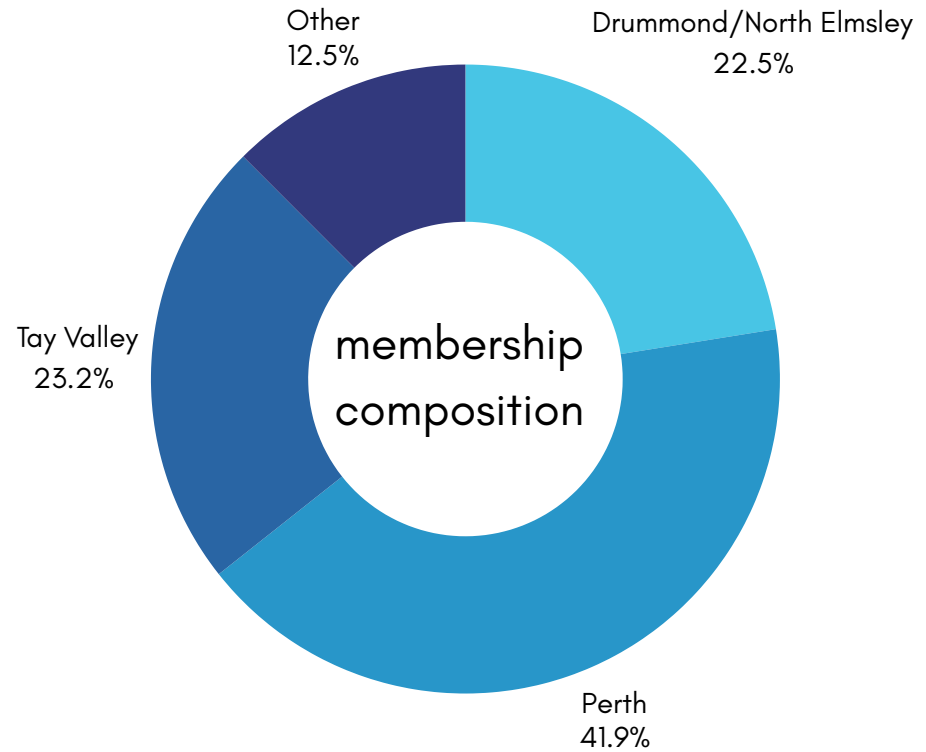
122 kids received help with reading as part of the Library's literacy programs in 2024



Membership

Over the past two years, the library has seen an average of 88 new members each month. Membership retention is a focus of this year's agility plan goals.

The library currently has 6,726 members.



Perth & District Library Statistics

2024 Monthly Overview

category	statistics type	Jan	Feb	Mar	Apr	May	Jun	Jul	Aug	Sep	Oct	Nov	Dec
Community Engagement	Program participants	420	511	474	553	529	450	601	451	373	399	335	352
	Programs offered	33	54	45	55	48	29	84	75	25	44	24	21
	Volunteer hours	78.3	101.8	115.3	115.3	98.8	72.8	63.75	63.75	92.05	92.55	112.55	144.05
Library as Place	Computer Sessions	533	623	608	583	568	697	827	734	631	876	683	496
	Meeting room booking	123	108	131	127	111	77	96	75	104	141	104	88
	Visits	5551	6415	7077	7349	6736	6936	8455	7680	6326	7388	7328	5638
Membership	New members	96	81	74	79	63	110	142	97	85	98	82	50
Physical Collection	Circulation	9627	8272	8176	8663	7455	7512	9637	9129	7718	8027	7967	6882
	People borrowing	1177	1219	1185	1218	1169	1228	1298	1255	1171	1197	1258	1089
	Circulation - eaudiobooks	1578	1577	1580	1508	1582	1496	1569	1513	1512	1504	1517	1551
Virtual Library	Circulation - ebooks	2248	2210	2398	2284	2183	2235	2272	2243	2188	2235	2190	2396
	Circulation - films	511	635	449	317	425	344	343	432	476	366	578	419
	Circulation - magazines	1546	1289	1456	932	1189	1089	1038	982	1034	1140	1495	1384
	Circulation - Newspapers	1571	59	1523	1331	1157	1185	1366	1144	990	944	1126	1350
	Kanopy film viewers	83	72	68	62	62	61	51	58	53	55	65	74
	People borrowing (OverDrive eBooks)	749	708	761	778	731	752	762	778	773	799	793	815
	PressReader users	43	1727	47	41	46	58	66	62	46	38	52	66
Research database sessions	84	81	43	75	37	25	67	31	29	36	39	33	
	website visitors	2626	3325	2706	3454	2638	2538	0	0	0	0	0	0

<i>category</i>	<i>statistics type</i>	2019	2020	2021	2022	2023	2024
Community Engagement	Program participants	6113	2768	1915	3129	4772	5448
	Programs offered	714	234	322	404	411	537
	Volunteer hours	816	355	191	247	1320	1151
Library as Place	Computer Sessions	11512	3449	1940	4668	6412	7859
	Meeting room booking	51	191	369	755	1027	1285
	Visits	120826	46436	33183	60165	80183	82879
Membership	New members	975	418	622	659	1070	1057
	Total members	6253	6331	6306	5837	6455	6726
Physical Collection	Circulation	120105	75725	81031	95815	100793	99065
	People borrowing	3428	2414	2223	2755	3227	3330
Virtual Library	Circulation - eaudiobooks	9958	10914	13139	13270	15183	18487
	Circulation - ebooks	18204	23630	26393	25943	26710	27082
	Circulation - films	2453	3342	4429	3849	4271	5295
	Circulation - magazines	489	393	10416	16595	7258	14574
	Circulation - newspapers					18100	15391
	Kanopy film viewers	158	196	219	216	229	211
	People borrowing (OverDrive eBooks)	720	891	954	1073	1286	1476
	PressReader users			242	171	148	327
	Research database sessions	387	281	597	339	459	580
	website visitors	9764	8962	20204	21686	30935	33569

*Circulation - newspapers added in 2023 (PressReader shifted to only newspapers, magazines shifted to Overdrive)
Annual website visitors estimated in 2022 and 2024 due to website statistics plugin crash.*