

the Perth & District
UNION PUBLIC
LIBRARY

a place for all



2025 Annual Statistics Report

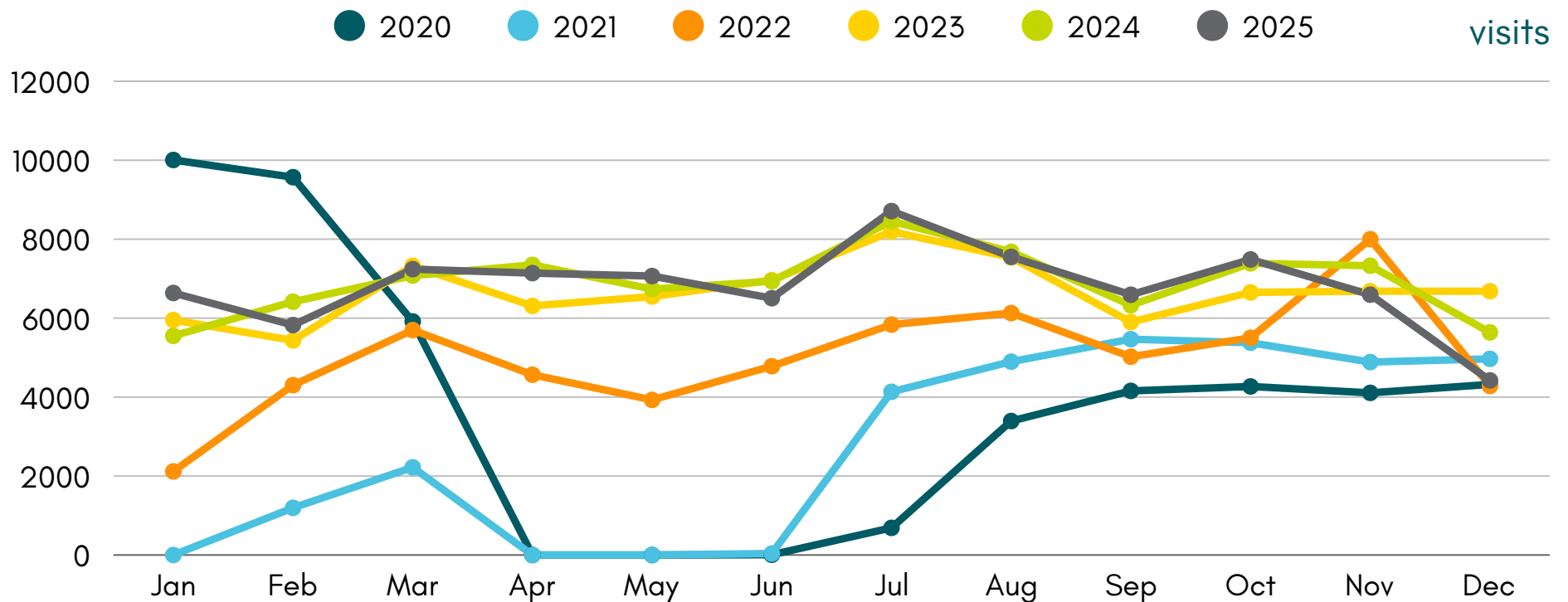
(January-December)

Library as Place

Since the beginning of 2023, library visits have been very stable, with an average of **270 visits per day**. Despite limited availability during the closure of the second floor in Nov/Dec, meeting room use doubled over the previous year, primarily with the library's study rooms. Computer use is fairly stable and WiFi is in high demand.

This library is the most amazing, vibrant, community hub with a first-class collection and cutting-edge ideas. You guys are the little engine that could and then some! I've travelled far and wide and I've never found such a grand library as this.

-comment from 2025 Community Survey

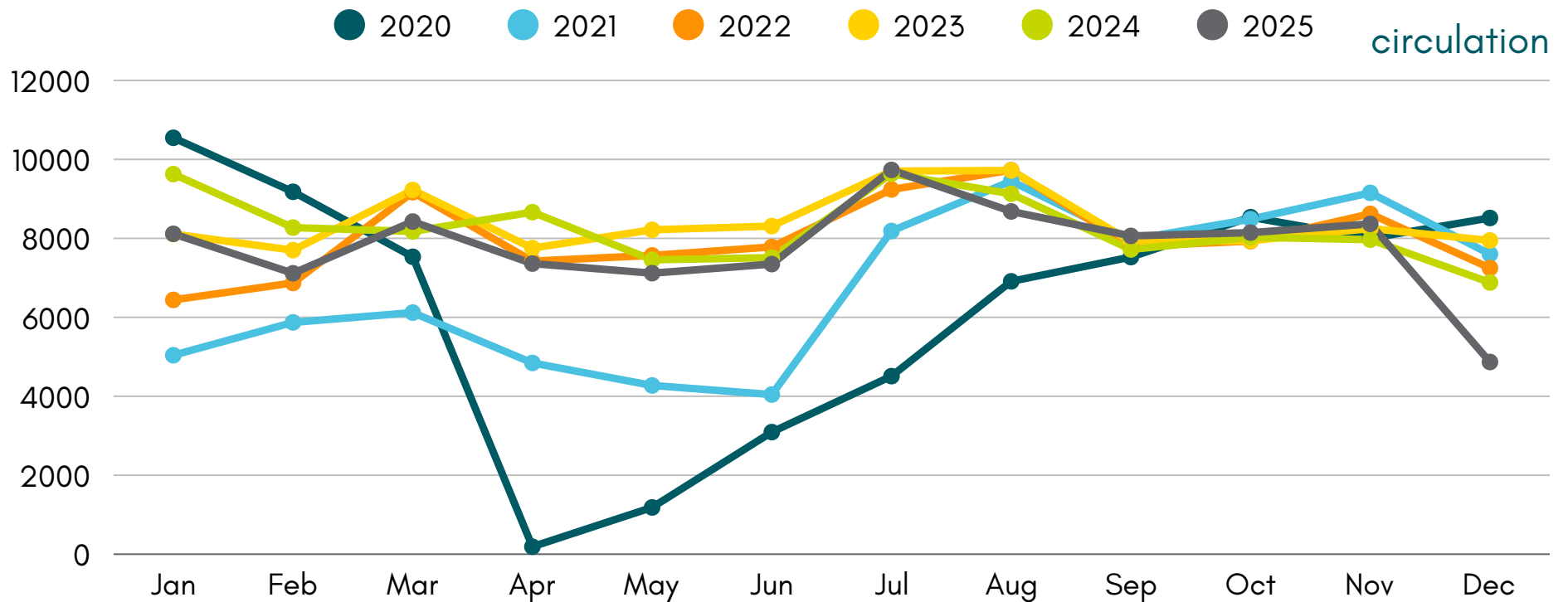


Physical Collection

The number of people borrowing physical items from the library each year has remained stable since 2023. The number of physical items borrowed is down slightly over the previous two years, but still follows very similar borrowing patterns. This is likely due to both the second floor closure in Nov/Dec and a continued shift in cardholders borrowing more digital material in addition to physical material.

From January to December 2025:

3,136 library cardholders borrowed **93,336** items



Virtual Library

All online services are open 24/7, including eBooks, eAudiobooks, film streaming, magazines, newspapers and research databases. eBook and eAudiobook circulation continue to be strong, and the number of people using our website averages 100 each day.

In 2025:



438 library cardholders read **17,553** newspapers



270 library cardholders streamed **6,279** movies & TV shows



1,616 library cardholders read **66,842** eBooks, eAudiobooks & magazines

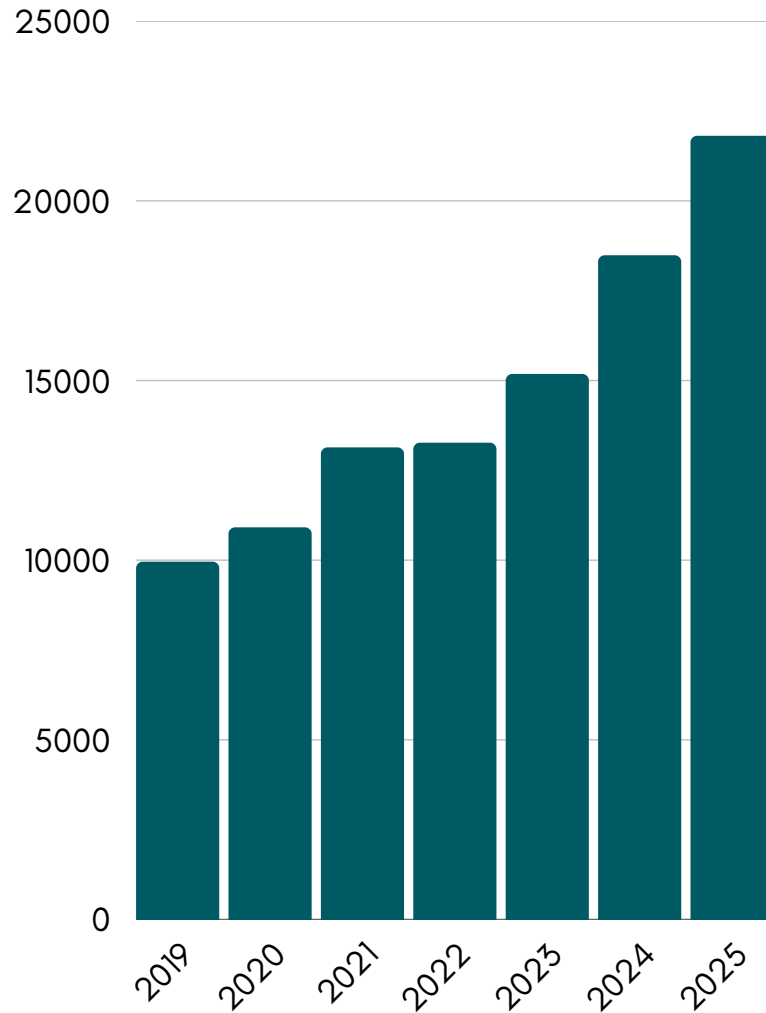


35,171 people visited the library website

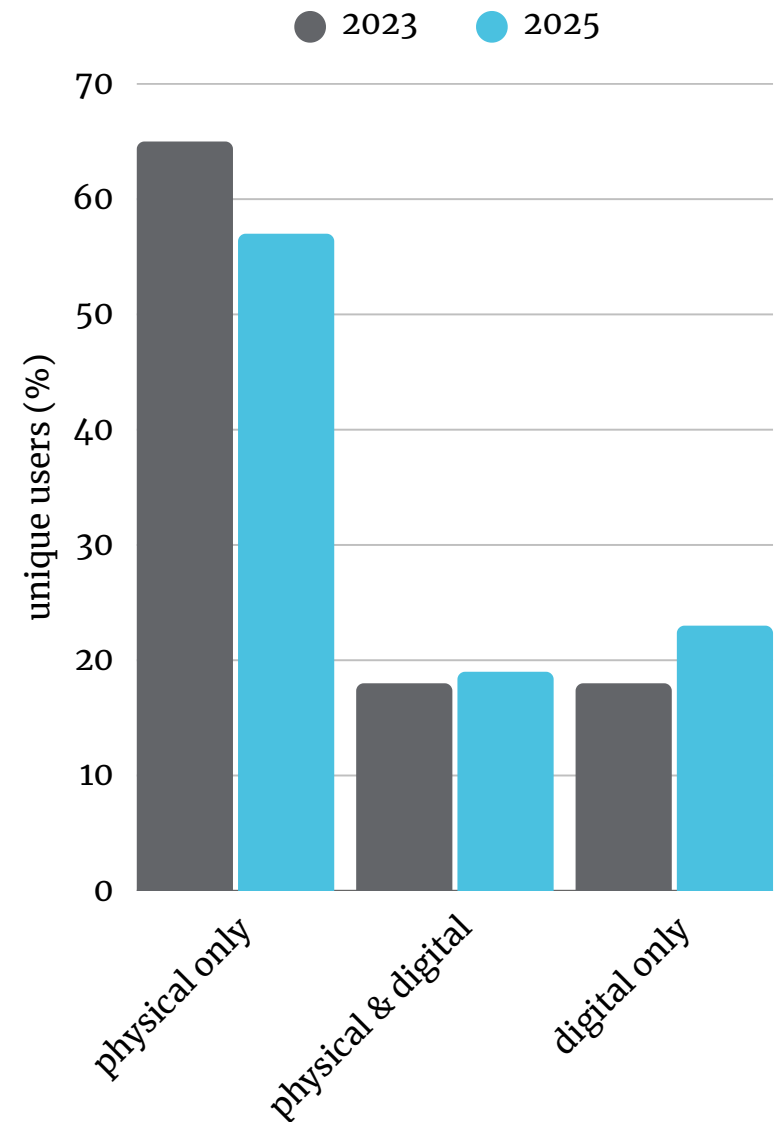
Virtual Library

The virtual, or digital library, continues to be one of the library's fastest growing areas of use. eBook circulation has remained fairly stable over the last five years, but eAudio continues to increase substantially. The number of people borrowing digital items has increased an average of 15% each year since 2016.

eAudiobook circulation



What kinds of materials do people borrow?

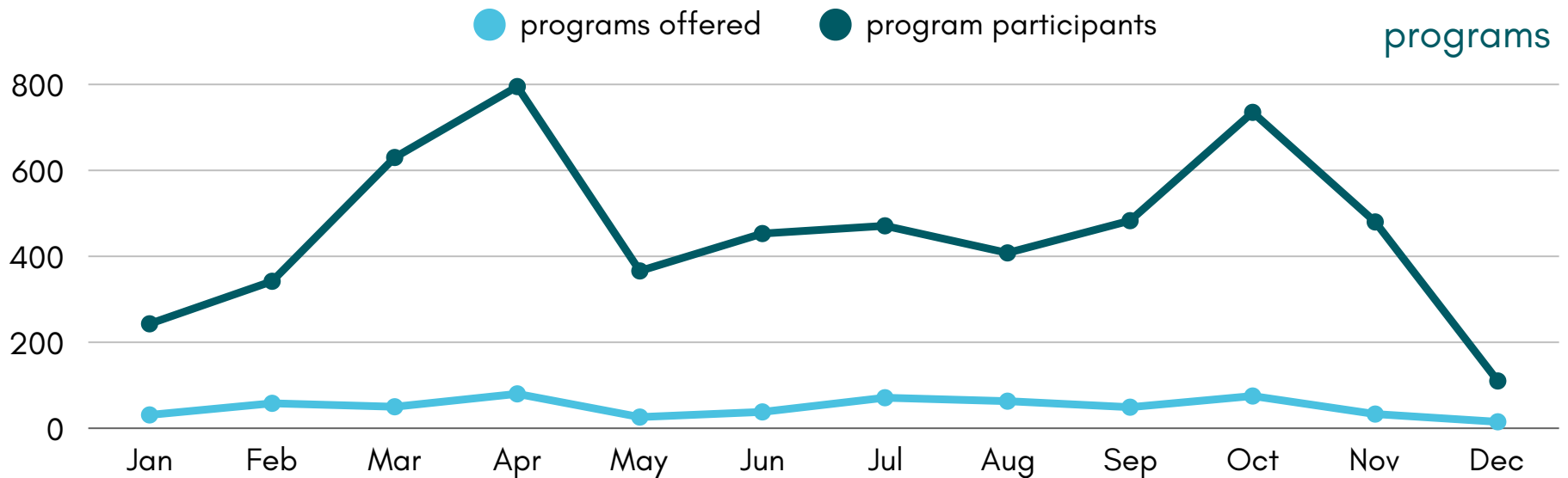


Community Engagement

Over the past three years we have built up our core programs such as Babytime and Storytime, leaned on community partnerships to offer adult programs, and created an annual programming calendar to guide program development. Our weekly Babytime and Storytime programs are very popular, with an average of 15 families attending each week (and sometimes up to 25 children!). We have a solid corps of around 40 library volunteers who contribute an average of 116 hours each month.



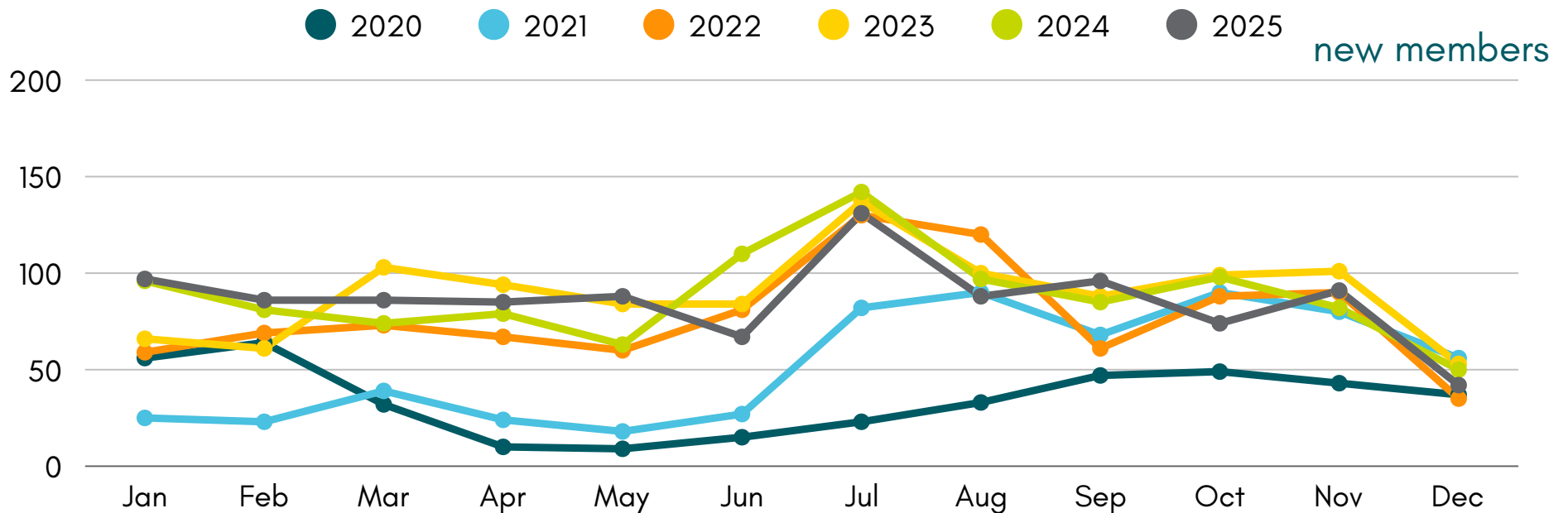
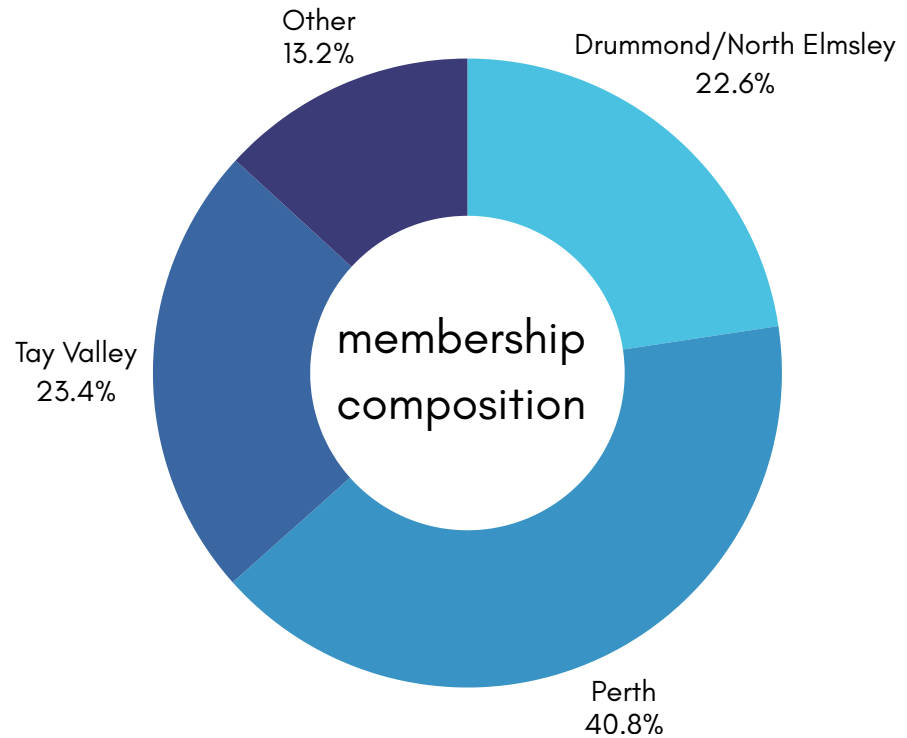
*You are one of Perth's community anchors. It wouldn't be the same Perth without our library. Thanks everyone!
-comment from the 2025 Community Survey*



Membership

New membership patterns have generally remained stable since 2022, with an average of 85 new members each month. Membership retention has been a focus, and we have seen overall membership grow by around 4% each year since 2023.

The library currently has 7,128 members.



Perth & District Library Statistics

2025 Monthly Overview

category	statistics type	Jan	Feb	Mar	Apr	May	Jun	Jul	Aug	Sep	Oct	Nov	Dec
Community Engagement	Program participants	243	342	630	795	366	453	471	408	483	735	480	110
	Programs offered	31	58	50	80	26	38	71	63	49	75	33	15
	Volunteer hours	80.25	87.25	141.25	112.25	146.75	76.75	131.5	63	97	150.25	146	171
Library as Place	Computer Sessions	647	518	731	771	596	646	926	826	622	671	531	435
	Meeting room booking	133	121	141	148	132	120	144	160	162	181	94	50
	Visits	6637	5824	7241	7140	7066	6505	8712	7551	6593	7486	6594	4422
Membership	New members	97	86	86	85	88	67	131	88	96	74	91	42
Physical Collection	Circulation	8114	7115	8425	7361	7118	7348	9733	8681	8062	8145	8366	4868
	People borrowing	1141	1074	1198	1162	1110	1103	1277	1244	1198	1227	1095	871
Virtual Library	Circulation - eaudiobooks	1785	1496	1746	1662	1872	1799	1759	1934	1905	2072	1937	1845
	Circulation - ebooks	2412	2229	2385	2247	2238	2132	2372	2467	2192	2354	2248	2447
	Circulation - films	514	499	502	538	528	481	420	564	497	641	569	526
	Circulation - magazines	1568	1359	1501	1368	1390	1468	1344	1457	1393	1546	1370	1543
	Circulation - Newspapers	1579	1446	1790	1610	1073	1561	1469	1472	1401	1508	1304	1348
	Kanopy film viewers	85	71	90	85	81	79	78	84	80	90	83	91
	People borrowing (OverDrive eBooks)	865	859	837	847	834	850	862	869	881	894	877	889
PressReader users	76	72	81	74	49	70	70	70	80	75	45	46	
Research database sessions	47	44	53	37	28	27	39	35	31	43	27	21	
website visitors	2876	2314	2844	2385	2263	3115	3055	3121	2367	3378	3097	3023	

<i>category</i>	<i>statistics type</i>	2019	2020	2021	2022	2023	2024	2025
Community Engagement	Program participants	6113	2768	1915	3129	4772	5448	5524
	Programs offered	714	234	322	404	411	537	590
	Volunteer hours	816	355	191	247	1320	1151	1403.25
Library as Place	Computer Sessions	11512	3449	1940	4668	6412	7859	7920
	Meeting room booking	51	191	369	755	1027	1285	2685
	Visits	120826	46436	33183	60165	80183	82879	81775
Membership	New members	975	418	622	659	1070	1057	1031
	Total members	6253	6331	6306	5837	6455	6726	7128
Physical Collection	Circulation	120105	75725	81031	95815	100793	99065	93336
	People borrowing	3428	2414	2223	2755	3227	3330	3136
Virtual Library	Circulation - eaudiobooks	9958	10914	13139	13270	15183	18487	21812
	Circulation - ebooks	18204	23630	26393	25943	26710	27082	27723
	Circulation - films	2453	3342	4429	3849	4271	5295	6279
	Circulation - magazines	489	393	10416	16595	7258	14574	17307
	Circulation - newspapers					18100	15391	17553
	Kanopy film viewers	158	196	219	216	229	211	270
	People borrowing (OverDrive eBooks)	720	891	954	1073	1286	1476	1616
	PressReader users			242	171	148	327	438
Research database sessions	387	281	597	339	459	580	432	
	website visitors	9764	8962	20204	21686	30935	33569	35171

*Circulation - newspapers added in 2023 (PressReader shifted to only newspapers, magazines shifted to Overdrive)
Annual website visitors estimated in 2022 and 2024 due to website statistics plugin crash.*